

ArtWay Tools

Made in America

A.C.E. EXTRUDER

EXCLUSIVE CORING TOOLS AND DIES


	<p>Beads, Buttons, Hollow Tubing, And More</p> <p>Easy as 1, 2, 3</p> <p>Squeeze Squeeze</p>	
---	--	---




1-Select a centered Design Shape.








2-Select a Coring Tool and Collar.




3-Roll conditioned clay into a 3 inch long or more log of clay.



STEPS TO ASSEMBLE CORING TOOL WITH DESIGN SHAPE

				
4 Clay	5 Coring Tool	6 Collar	7 Design Shape	8 Retaining Ring



Six Sizes Ranging From 1mm to 6mm